



Safety in Schools Week June 12th to 16th 2006

Dental Health Services Smile-Safe

Agency

Dental Health Services, Dental Health Education Unit

Contact person: Staff in the Dental Health Education Unit

Phone: (08) 9313 0555


Fax: (08) 9313 0630

Email: dheu@dental.health.wa.gov.au

Address: 43 Mt Henry Road

COMO WA 6152

Website: www.dental.wa.gov.au



Activity Title **Smile-Safe**

Curriculum Framework Activity Outcomes

| Learning Area | Learning Outcome | Specific Learning |
|---------------------------------------|------------------------------|--|
| Health & Physical Activity | 1. Knowledge & Understanding | <ul style="list-style-type: none"> Students know and describe first aid for mouth trauma. |
| | 2. Attitudes & Values | <ul style="list-style-type: none"> Students recognise and value the concept of safety equipment. Students recognise and value mouth safety strategies. Students support school policy on wearing mouthguards. |
| | 3. Self Management Skills | <ul style="list-style-type: none"> Students demonstrate self-management skills in relation to mouth safety. |
| | 4. Interpersonal Skills | <ul style="list-style-type: none"> Students exhibit leadership, communication and negotiating skills when introducing a plan of action for a school policy on mouthguards. |
| Technology & Enterprise | 1. Technology Process | <ul style="list-style-type: none"> Students investigate, devise and produce class guidelines on mouth trauma, mouth safety and protective behaviours. |

Phases of Development

Middle Childhood

Activity Resources Required

Ask students to bring in or arrange to borrow from your local


Dental Therapy the following teaching aids: -

- Pamphlet 'If a Permanent Tooth is Knocked Out'
- Video 'Dental Mouthguards in Sport' (8 minutes)
- Mouthguards
- Teeth models
- Sport and mouth safety posters
- Check out our website for more lessons/activities



Smile safe activity sheets available from School Dental Therapy centres or the Dental Health Education Unit ph (08) 9313 0555.

Procedure



1. Students brainstorm protective behaviours they practice or have observed in their community.
 - *Eg. sports person, (focus on mouthguards), cyclist, welder, council worker, dental professional (protective clothing/foot wear and glasses).*
2. Students consider ways to improve protective practices at school (eg. 'safe guard with a mouthguard at training and sport' and 'no hat, no play') including the use of protective wear e.g. bike helmets, joggers for running.
3. Brainstorm ways to protect teeth and mouths from injury.
 - *Wear safety gear for playing sports and training e.g. mouthguard;*
 - *Be aware of others around you e.g. don't swing bats or kick balls when others are unaware or within reach;*
 - *Don't use your teeth as tools e.g. for opening bottles or holding things (pencil);*
 - *Don't push others, especially around water fountains and on play equipment;*
 - *Don't run around with objects in your mouth e.g. pen, toothbrush;*
 - *Always wear your seat belt.*
4. Ask students if they or someone they know, have had an accident to the mouth resulting in damage, or loss of teeth. If so, how did the accident occur? What happened to the tooth/teeth (e.g. chipped or knocked out)?
 - *NB. A baby tooth pushed into the gum may damage the adult tooth lying underneath. Deciduous teeth should not be replaced back in the gum if they have been knocked out. Always seek dental assistance.*
5. Discuss what happens if a permanent tooth is lost.
 - *Appearance... not as attractive;*
 - *Function... cannot perform as well i.e. eating and speech affected;*
 - *Need a false tooth. **Always seek prompt dental care.***
- ① Students role-play the first-aid procedures of '**If a Permanent Tooth is Knocked Out**'. Use props where applicable and present at school assembly.
- ② Invite guest speakers to talk about safety in their job or sport (children to write their own questions).
- ③ Debate the 'for' and 'against' of wearing a mouthguard.
- ④ Students investigate mouth trauma, mouth safety and protective behaviours. Collect data on mouth trauma statistics and review the various types of mouthguards on the market, their use and suitability.
- ⑤ Students devise class guidelines on mouth safety and protective behaviours in their school. Present guidelines to Principal and P&C to form school policy.
- ⑥ Students design a poster/pamphlet on 'How to save that knocked out tooth'.


Community Links

How could the school involve the local community in Safety in Schools Week?

Organise a guest speaker (local dental professional/sportsperson) for a classroom visit.

How could the school involve parents and seniors in Safety in School Week?

Students perform a play about mouth safety at a school assembly



Policy and Procedures

Are you aware of the school's written Health and Safety Policy? If not: -

- Check with administration
- Refer to the Education Department's Risk Management Policy,
- Visit the Kidsafe WA Website for guidelines www.kidsafewa.com.au

Do you have safety structures and procedures in place? For example: *Does your school have a mouthguard policy for contact sports i.e. no mouthguard, no game?*

Other Resources Available

Teacher Lessons: - Smile-Safe - Mouth Safety and First Aid are linked to the Curriculum Framework on our new Dental Health Services Website www.dental.wa.gov.au

- Sport and mouth safety posters/pamphlets.

Websites: - Australian Dental Association www.ada.org.au